

Madonas novads

Jaunkalsnava Parupes iela

Project code: LED gaismekli M5

Date: 08-06-2013

Description: Jaunkalsnava Parupes iela

Ielas apgaismojuma noslogotības kategorija (M5)

Ielas platums 8m

Attalums starp balstiem 35.0m

Apgaismes Balsts 6,0m

Balsta konsole H-2m L-1m 15 gradi

Balsta attalums no Ceļa braucamas daljas -1,8m

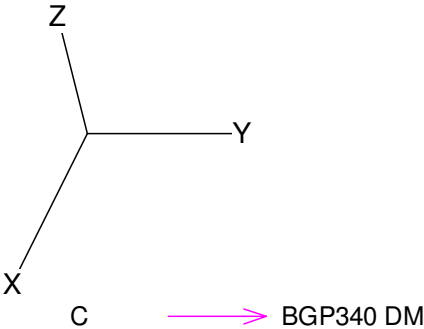
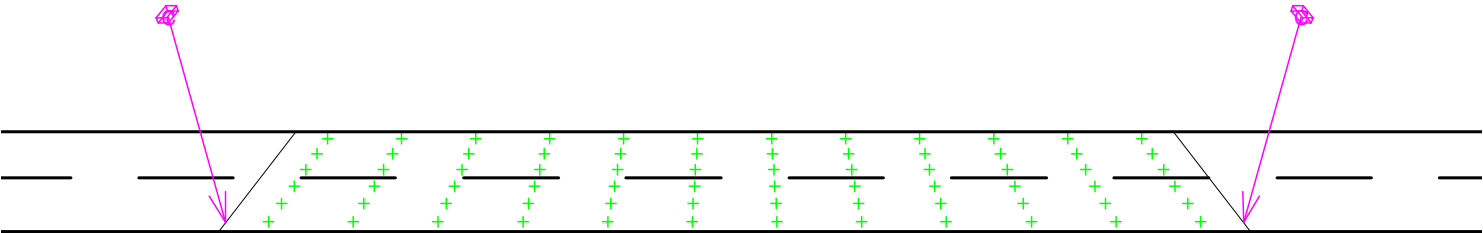
The nominal values shown in this report are the result of precision calculations, based upon precisely positioned luminaires in a fixed relationship to each other and to the area under examination. In practice the values may vary due to tolerances on luminaires, luminaire positioning, reflection properties and electrical supply.

Table of Contents

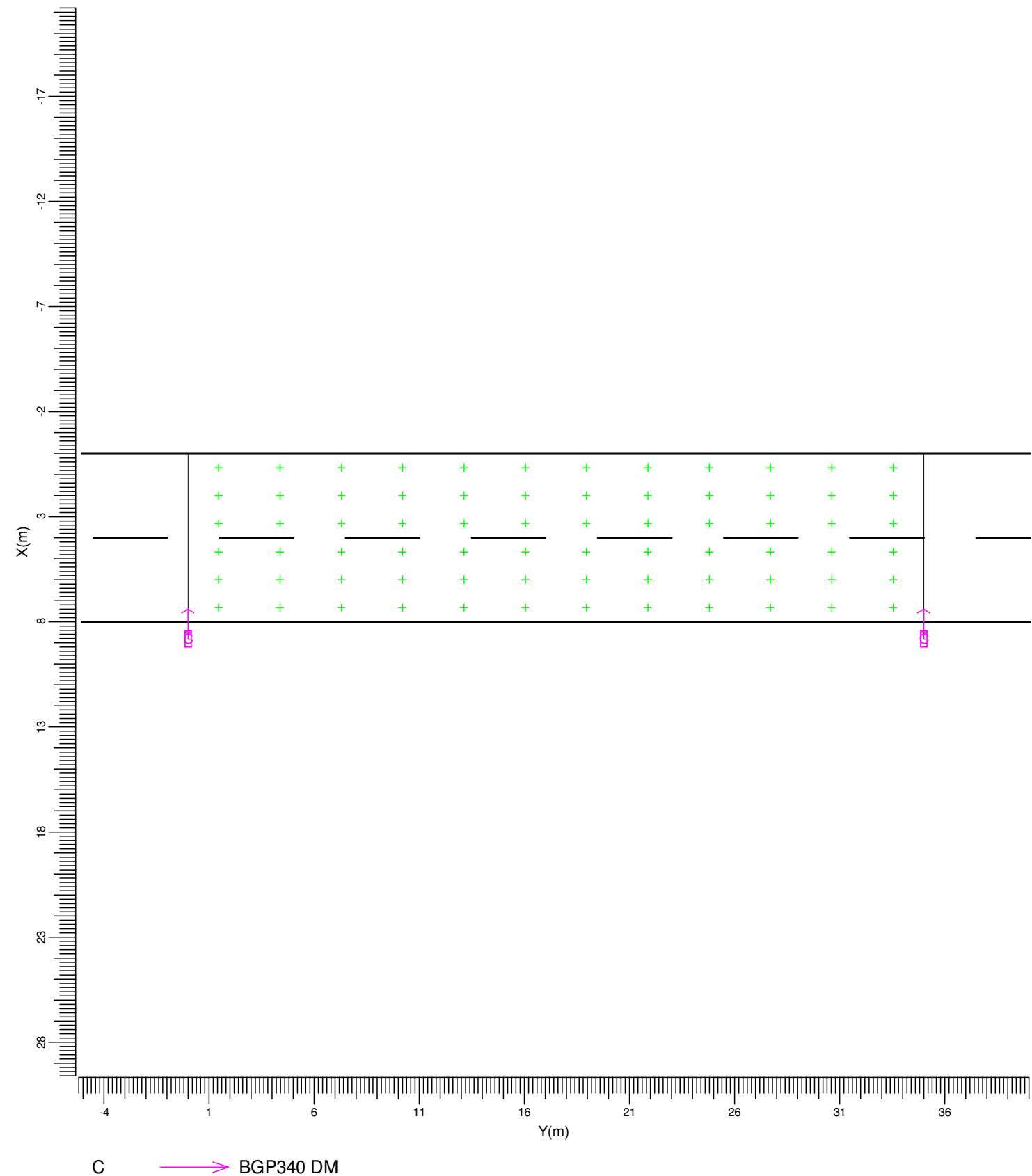
1.	Project Description	3
1.1	3-D Project Overview	3
1.2	Top Project Overview	4
1.3	Front Project Overview	5
2.	Overview of Schemes	6
3.	Summary	7
3.1	Main Road	7
4.	Calculation Results	8
4.1	Main L (O1): Textual Table	8
4.2	Main L (O1): Graphical Table	9
4.3	Main L (O1): Iso Contour	10
4.4	Main L (O1): Filled Iso Contour	11
4.5	Main L (O2): Textual Table	12
4.6	Main L (O2): Graphical Table	13
4.7	Main L (O2): Iso Contour	14
4.8	Main L (O2): Filled Iso Contour	15
4.9	Main Eh: Textual Table	16
4.10	Main Eh: Graphical Table	17
4.11	Main Eh: Iso Contour	18
4.12	Main Eh: Filled Iso Contour	19

1. Project Description

1.1 3-D Project Overview

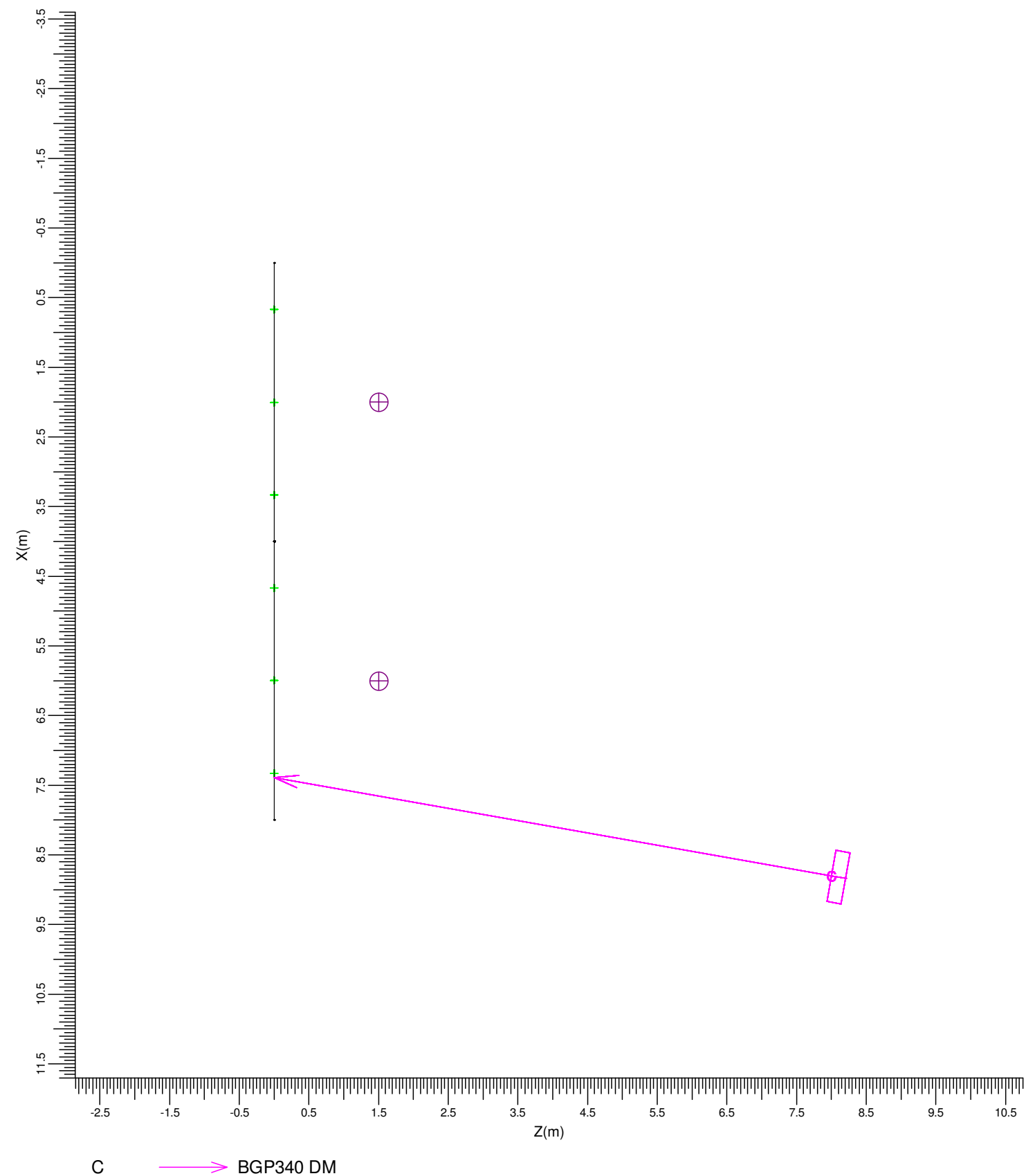


1.2 Top Project Overview



Scale
1:250

1.3 Front Project Overview



Scale
1:75

2. Overview of Schemes

The overall maintenance factor used for this project is 0.80.

Main Field grid is based on the CEN Luminance grid method.


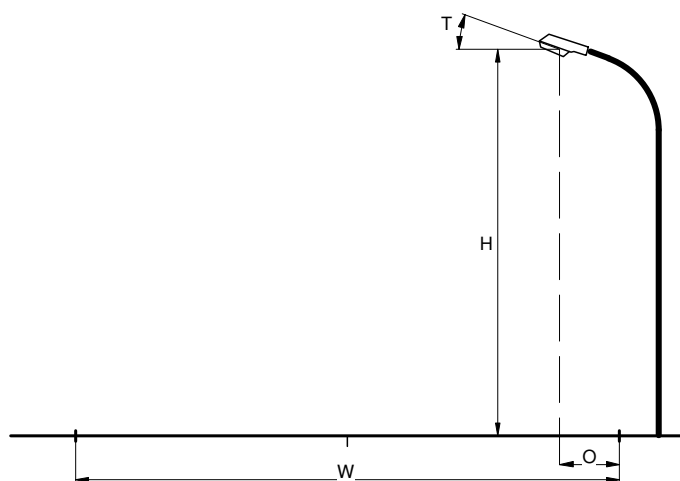
Code	Luminaire Type	Lamp Type	Power (W)	Flux (lm)
C	BGP340 DM	1 * LED74S/640	71.2	1 * 7360

	Unit	Scheme 1
Carriageway		Single Carriageway
Road Width	m	8.00
Number of Lanes		2
Reflection Table		CIE C2
Q0 of Table		0.070
Maintenance Factor		0.80
Luminaire Code		C
Installation		Single Sided Right
Height	m	8.00
Spacing	m	35.00
Overhang	m	-0.80
Tilt90	deg	10.0
L ave	cd/m2	0.65
L min/ave		0.49
UI		0.69
TI	%	13.0
Eh ave	lux	10.5
SR		0.55

3. Summary

3.1 Main Road

Luminaire Type	:	BGP340 DM
Lamp Type	:	1 * LED74S/640
Lamp Flux	:	7360 lumen
Tilt90	(T) :	10.0 deg
Grid Method	:	CEN Luminance
Project Maintenance Factor	:	0.80



Carriageway	:	Single Carriageway
Road Width	(W) :	8.00 m
Number of Lanes	:	2
Reflection Table	:	CIE C2
Q0 of Table	:	0.070
Maintenance Factor	:	0.80
Installation	:	Single Sided Right
Height	(H) :	8.00 m
Spacing	(S) :	35.00 m
Overhang	(O) :	-0.80 m

Overall quality figures for the above road scheme.

Luminance

Average	=	0.65 cd/m2
Minimum/Average	=	0.49
UI	=	0.69

Horizontal Illuminance

Average	=	10.5 lux
---------	---	----------

Glare

TI	=	13.0 %
----	---	--------

Surround Ratio

SR	=	0.55
----	---	------

4. Calculation Results

4.1 Main L (O1): Textual Table

Grid : Main at Z = -0.00 m TI (2.00,-17.88, 1.50) = 7.4%
 Calculation : Luminance towards CEN Observer (O1) (2.00, -60.00, 1.50) (cd/m2)
 Road Surface : CIE C2 with Q0 = 0.070

Y (m)	1.46	4.38	7.29	10.21	13.13	16.04	18.96	21.87	24.79	27.71	30.62	33.54
X (m)												
0.67	0.41	0.38	0.37	0.36	0.35<	0.36	0.39	0.40	0.42	0.43	0.43	0.42
2.00	0.51	0.48	0.46	0.44	0.43	0.43	0.47	0.51	0.54	0.56	0.55	0.54
3.33	0.61	0.59	0.56	0.56	0.55	0.53	0.56	0.61	0.66	0.68	0.66	0.65
4.67	0.71	0.68	0.69	0.75	0.73	0.71	0.72	0.76	0.82	0.77	0.76	0.75
6.00	0.85	0.82	0.86	0.98	0.99	1.02	1.02	1.03	1.10	1.00	0.95	0.90
7.33	0.90	0.81	0.82	0.96	1.07	1.18	1.23	1.22	1.24>	1.20	1.12	1.02

Average
0.71

Minimum
0.35

Min/Ave
0.49

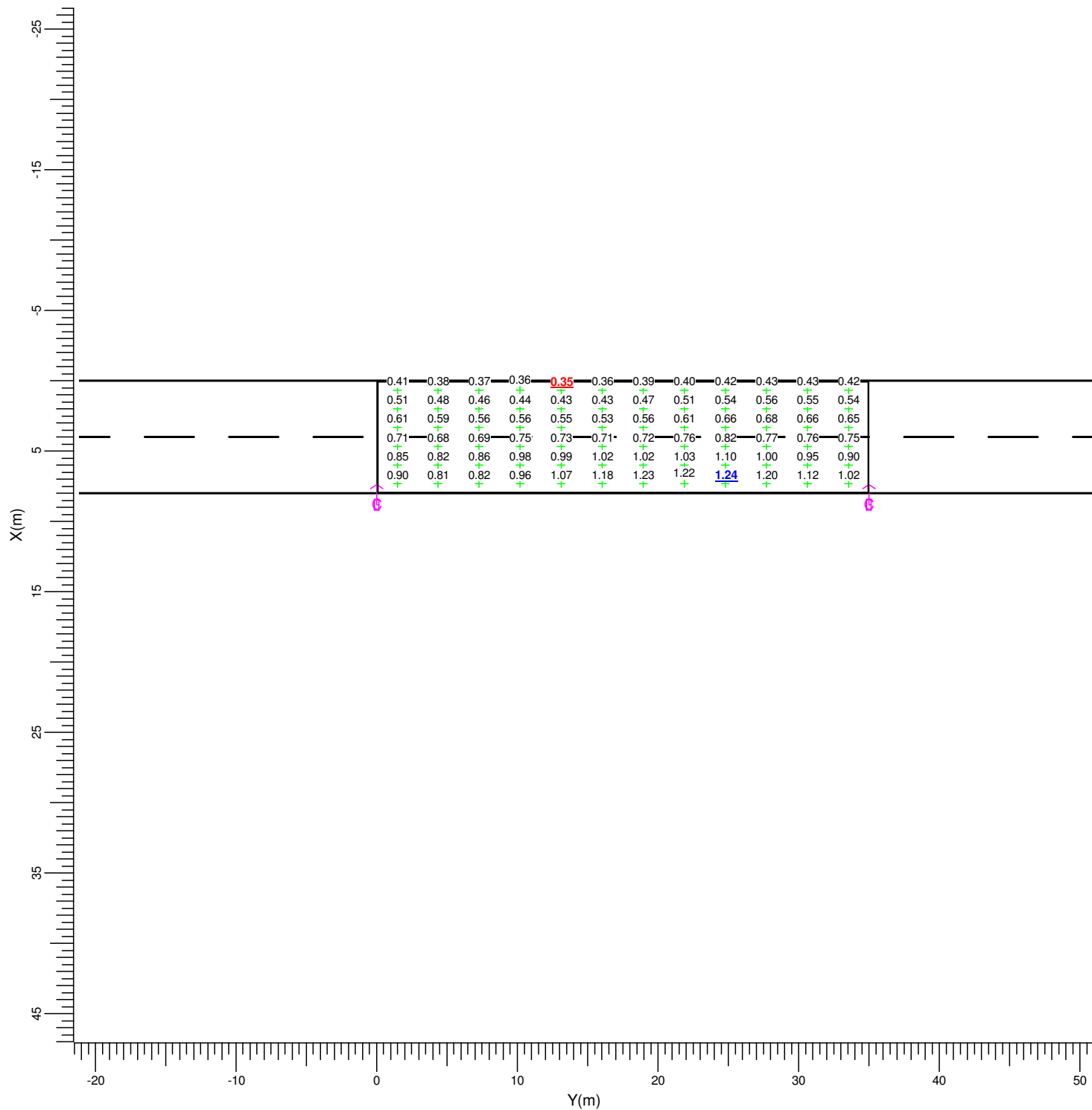
Min/Max
0.28

Project maintenance factor
0.80

4.2 Main L (O1): Graphical Table

Grid : Main at Z = -0.00 m
 Calculation : Luminance towards CEN Observer (O1) (2.00, -60.00, 1.50) (cd/m²)
 Road Surface : CIE C2 with Q0 = 0.070

TI (2.00,-17.88, 1.50) = 7.4%



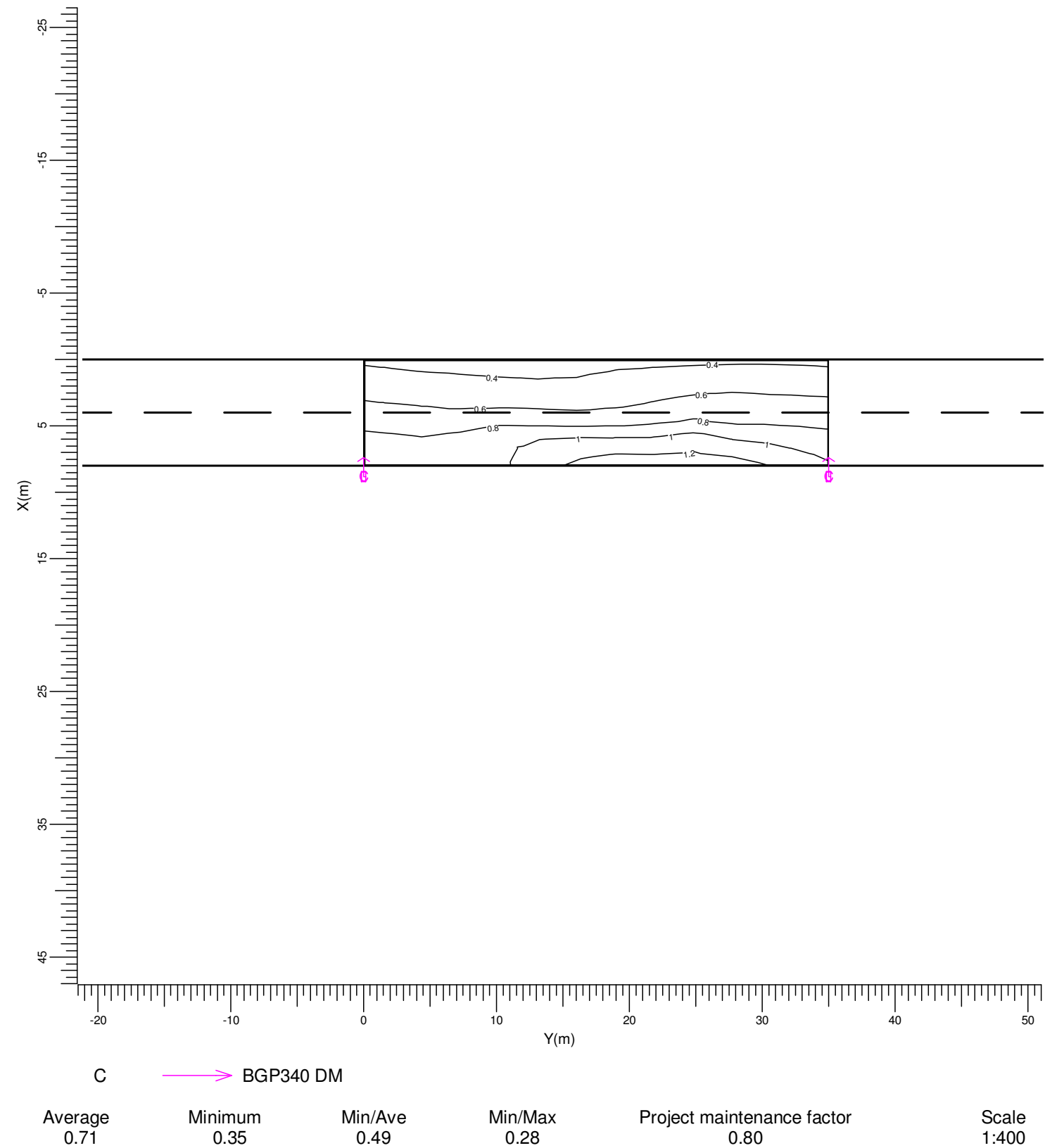
Average 0.71 Minimum 0.35 Min/Ave 0.49 Min/Max 0.28 Project maintenance factor 0.80 Scale 1:400

4.3 Main L (O1): Iso Contour

Grid
Calculation
Road Surface

: Main at Z = -0.00 m
: Luminance towards CEN Observer (O1) (2.00, -60.00,
1.50) (cd/m2)
: CIE C2 with Q0 = 0.070

TI (2.00,-17.88, 1.50) = 7.4%

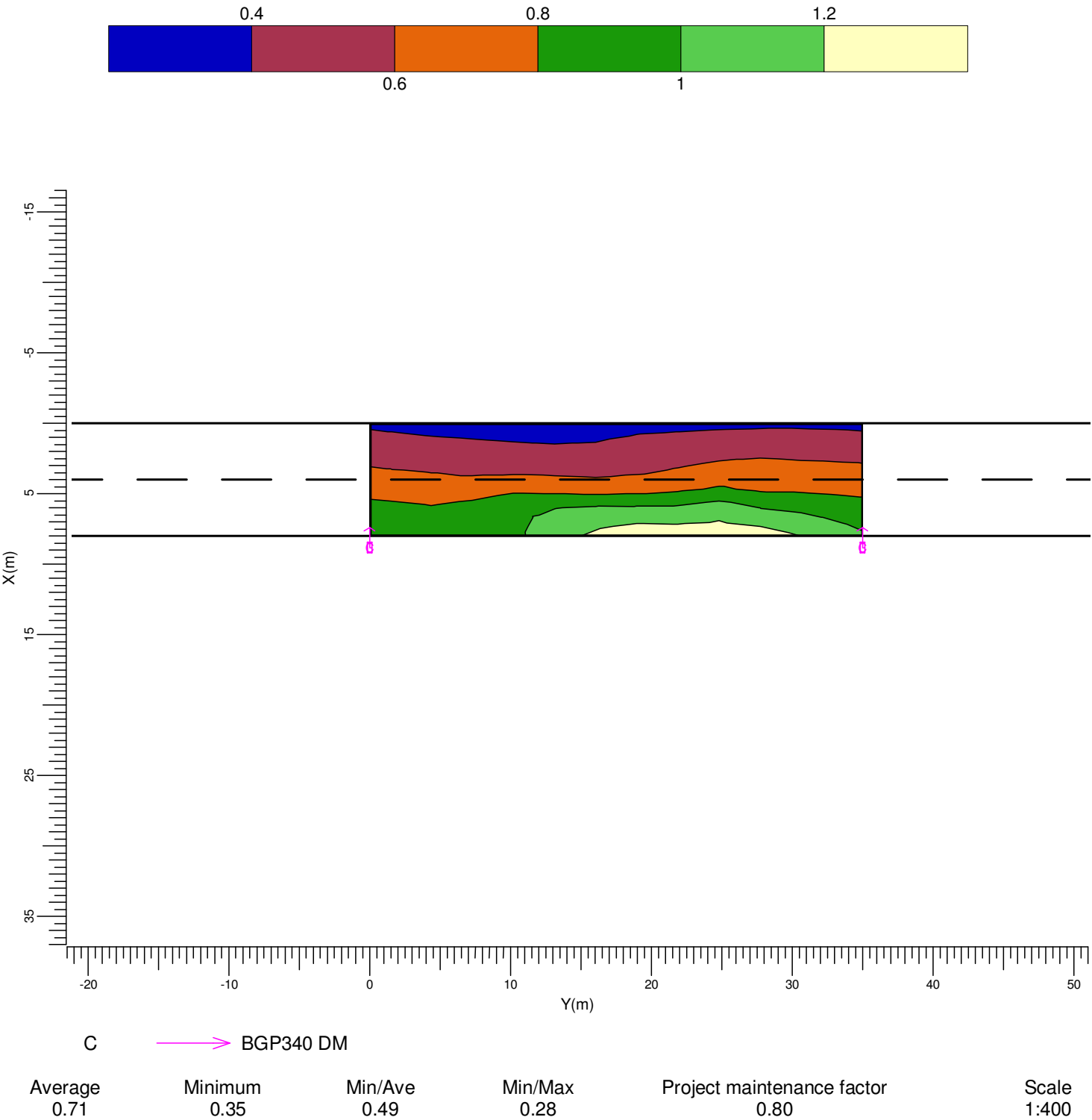


4.4 Main L (O1): Filled Iso Contour

Grid
Calculation
Road Surface

: Main at Z = -0.00 m
: Luminance towards CEN Observer (O1) (2.00, -60.00,
1.50) (cd/m2)
: CIE C2 with Q0 = 0.070

TI (2.00,-17.88, 1.50) = 7.4%



4.5 Main L (O2): Textual Table

Grid : Main at Z = -0.00 m TI (6.00,-17.88, 1.50) = 13.0%
 Calculation : Luminance towards CEN Observer (O2) (6.00, -60.00, 1.50) (cd/m2)
 Road Surface : CIE C2 with Q0 = 0.070

Y (m)	1.46	4.38	7.29	10.21	13.13	16.04	18.96	21.87	24.79	27.71	30.62	33.54
X (m)												
0.67	0.40	0.37	0.35	0.34	0.34<	0.35	0.37	0.38	0.40	0.42	0.42	0.41
2.00	0.49	0.46	0.44	0.41	0.39	0.40	0.44	0.48	0.51	0.53	0.53	0.53
3.33	0.57	0.54	0.52	0.48	0.46	0.47	0.49	0.56	0.61	0.65	0.64	0.62
4.67	0.66	0.60	0.56	0.58	0.57	0.58	0.59	0.68	0.75	0.72	0.73	0.73
6.00	0.78	0.70	0.69	0.76	0.77	0.81	0.82	0.89	0.99	0.93	0.91	0.86
7.33	0.92	0.82	0.81	0.92	1.00	1.07	1.11	1.15	1.18>	1.17	1.10	1.02

Average
0.65

Minimum
0.34

Min/Ave
0.52

Min/Max
0.29

Project maintenance factor
0.80

Grid	: Main at Z = -0.00 m	TI (6.00,-17.88, 1.50) = 13.0%
Calculation	: Luminance towards CEN Observer (O2) (6.00, -60.00, 1.50) (cd/m2)	
Road Surface	: CIE C2 with Q0 = 0.070	



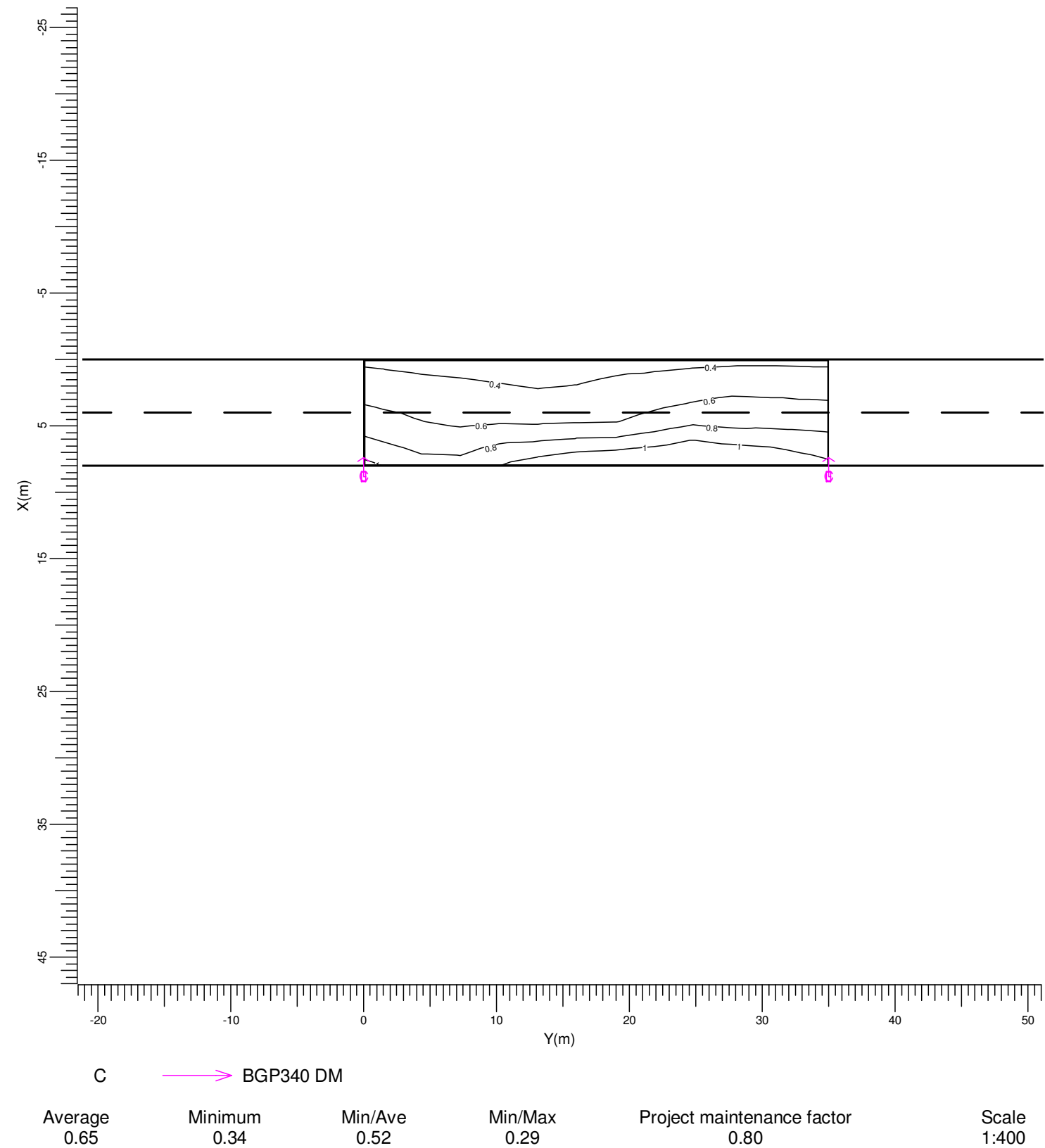
Average	Minimum	Min/Ave	Min/Max	Project maintenance factor	Scale
0.65	0.34	0.52	0.29	0.80	1:400

4.7 Main L (O2): Iso Contour

Grid
Calculation
Road Surface

: Main at Z = -0.00 m
: Luminance towards CEN Observer (O2) (6.00, -60.00, 1.50) (cd/m2)
: CIE C2 with Q0 = 0.070

TI (6.00,-17.88, 1.50) = 13.0%

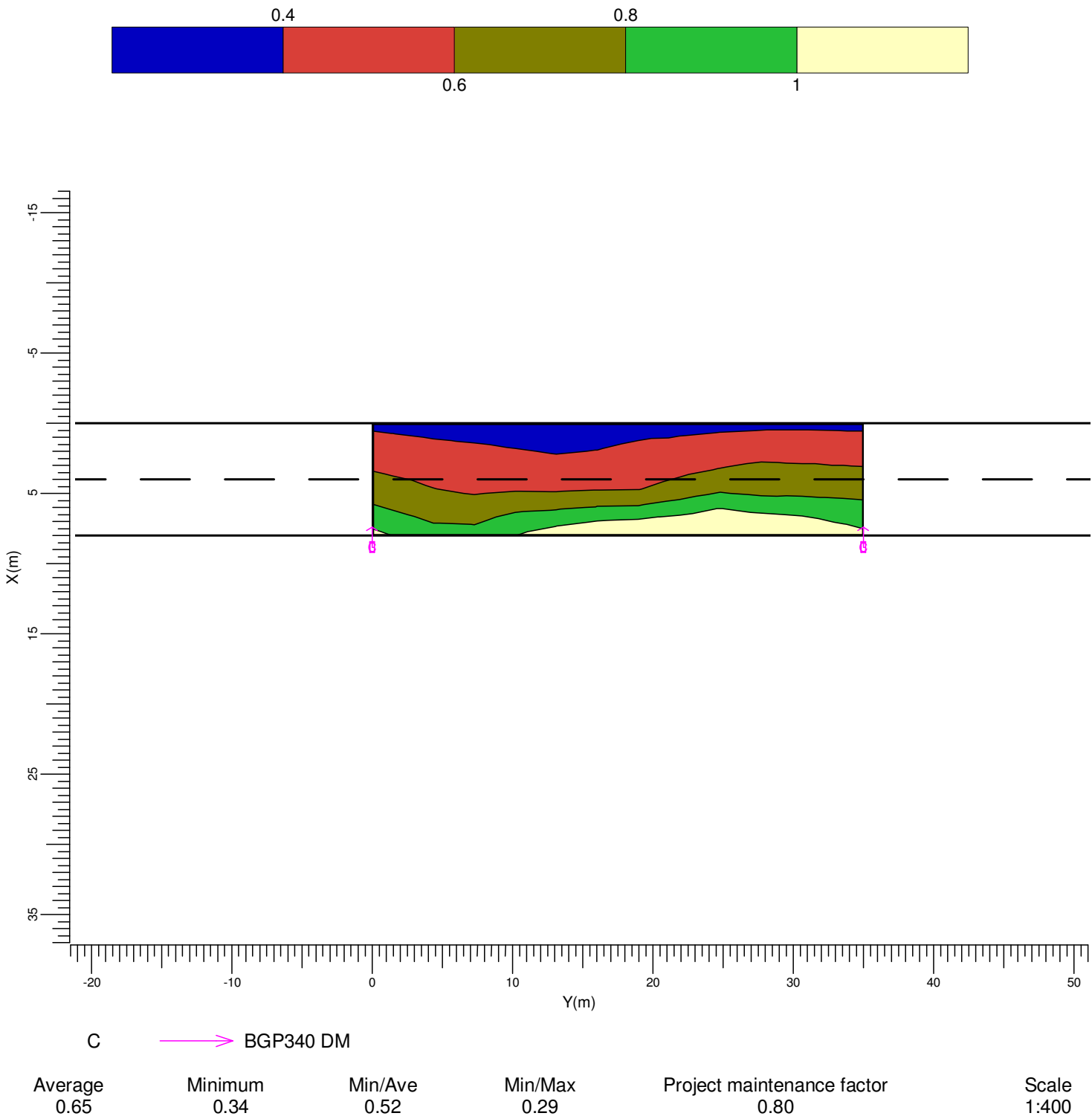


4.8 Main L (O2): Filled Iso Contour

Grid
Calculation
Road Surface

: Main at Z = -0.00 m
: Luminance towards CEN Observer (O2) (6.00, -60.00,
1.50) (cd/m2)
: CIE C2 with Q0 = 0.070

TI (6.00,-17.88, 1.50) = 13.0%



4.9 Main Eh: Textual Table

Grid : Main at Z = -0.00 m
Calculation : Horizontal Illuminance (lux)

Y (m)	1.46	4.38	7.29	10.21	13.13	16.04	18.96	21.87	24.79	27.71	30.62	33.54
X (m)												
0.67	10	9	8	7	6	6	6	6	7	8	9	10
2.00	13	12	10	8	7	6	6	7	8	10	12	13
3.33	16	13	11	9	7	6	6	7	9	11	13	16
4.67	18	15	11	9	7	6	6	7	9	11	15	18
6.00	22	17	12	9	7	6	6	7	9	12	17	22
7.33	25	19	13	8	6	5<	5	6	8	13	19	25>

Average
10.5

Minimum
5.3

Min/Ave
0.50

Min/Max
0.21

Project maintenance factor
0.80

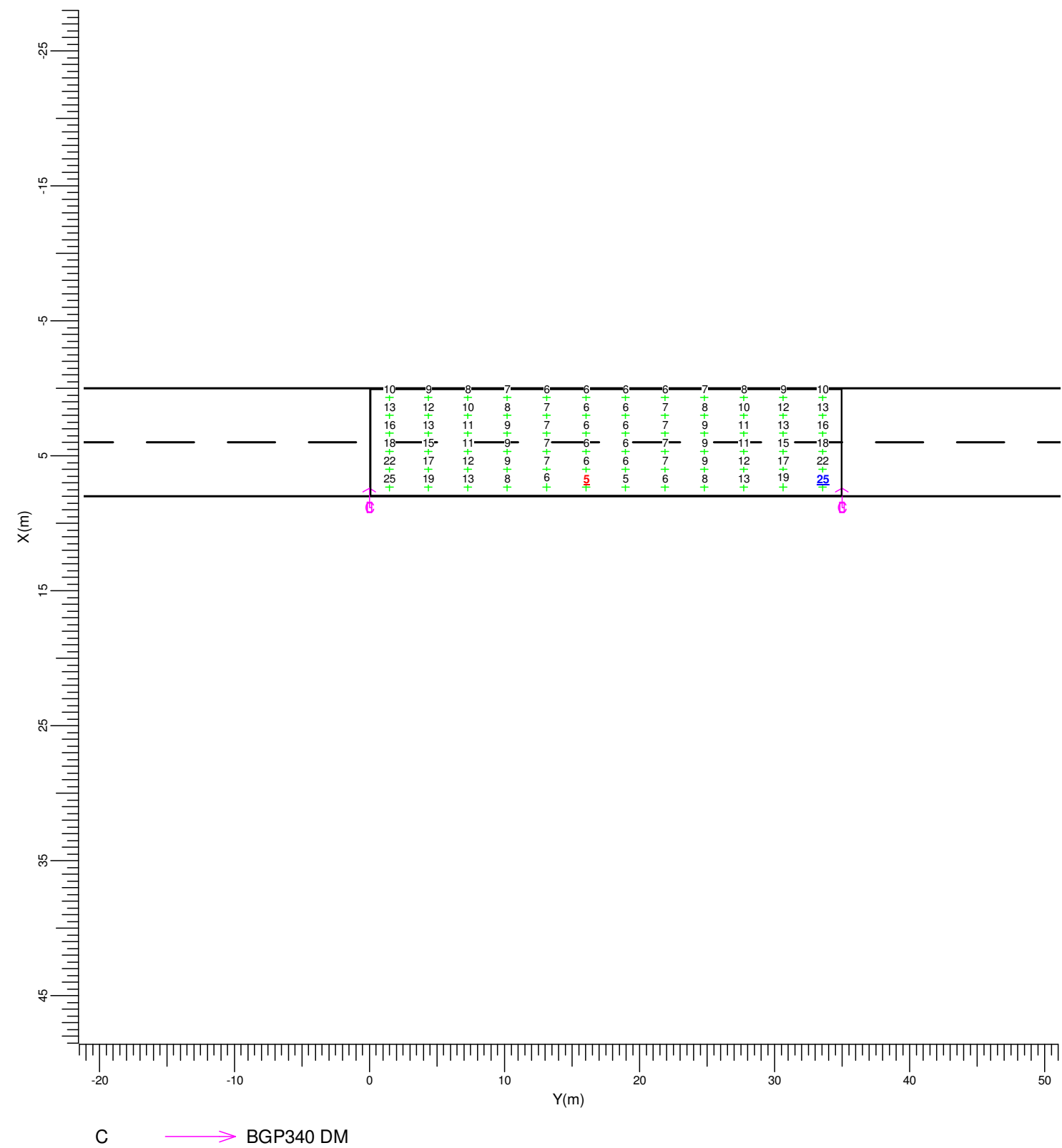
4.10 Main Eh: Graphical Table

Grid

: Main at Z = -0.00 m

Calculation

: Horizontal Illuminance (lux)




4.11 Main Eh: Iso Contour

Grid

: Main at Z = -0.00 m

Calculation

: Horizontal Illuminance (lux)



C  BGP340 DM

Average	Minimum	Min/Ave	Min/Max	Project maintenance factor	Scale
10.5	5.3	0.50	0.21	0.80	1:400

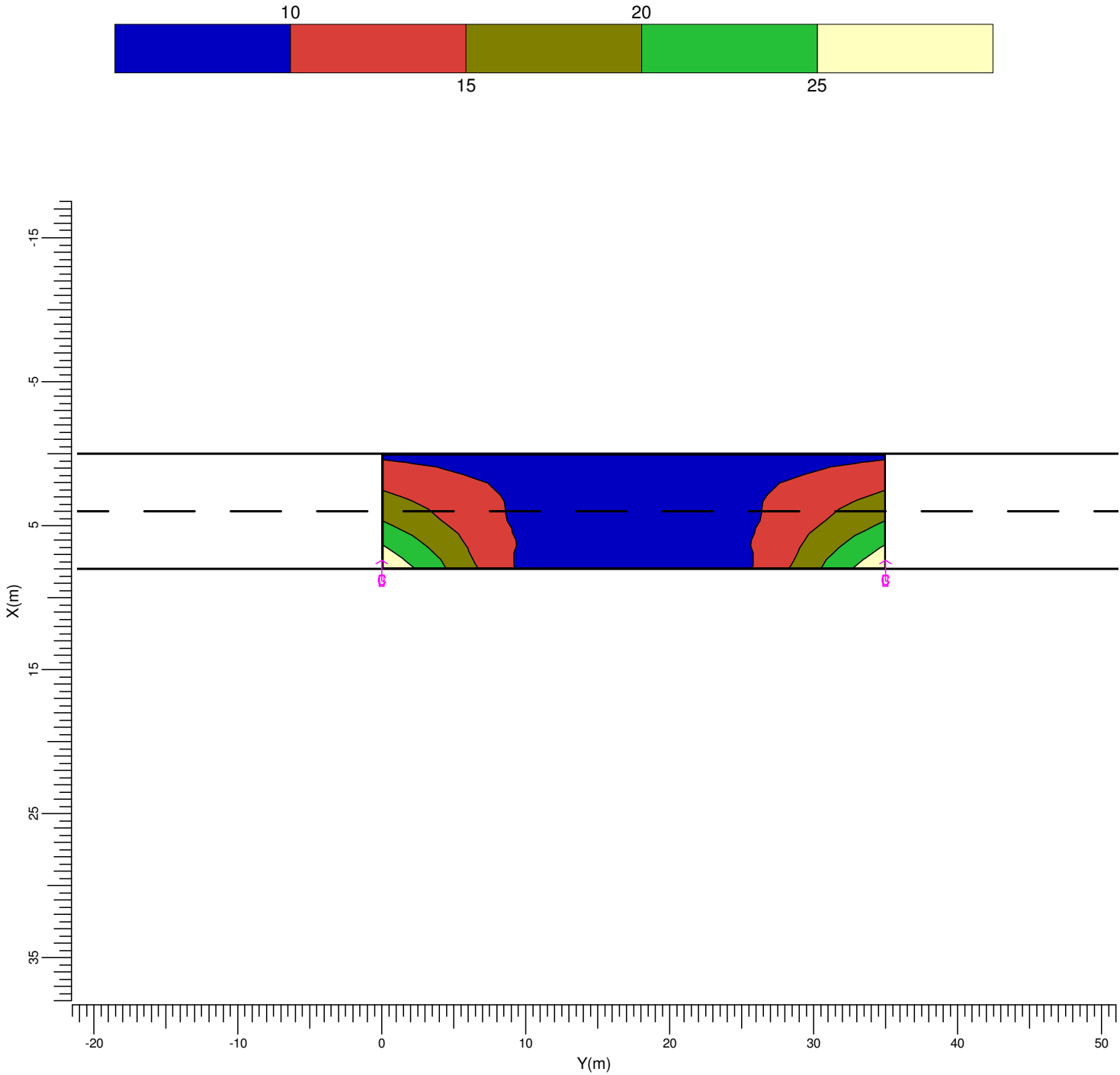
4.12 Main Eh: Filled Iso Contour

Grid

: Main at Z = -0.00 m

Calculation

: Horizontal Illuminance (lux)



C → BGP340 DM

Average	Minimum	Min/Ave	Min/Max	Project maintenance factor	Scale
10.5	5.3	0.50	0.21	0.80	1:400